

# Vanguard Inflation-Protected Securities Fund

Bond fund | Admiral™ Shares

## Fund facts

Risk level	Total net assets	Expense ratio as of 04/28/23	Ticker symbol	Turnover rate	Inception date	Fund number
Low <-----> High 1 2 3 4 5	\$14,535 MM	0.10%	VAIPX	28.3%	06/10/05	5119

## Investment objective

Vanguard Inflation-Protected Securities Fund seeks to provide investors inflation protection and income consistent with investment in inflation-indexed securities.

## Investment strategy

The fund invests at least 80% of its assets in inflation-indexed bonds issued by the U.S. government, its agencies and instrumentalities, and corporations. The fund may invest in bonds of any maturity; however, its dollar-weighted average maturity is expected to be in a range of 7 to 20 years. At a minimum, all bonds purchased by the fund will be rated "investment grade" or, if unrated, will be considered by the advisor to be investment grade.

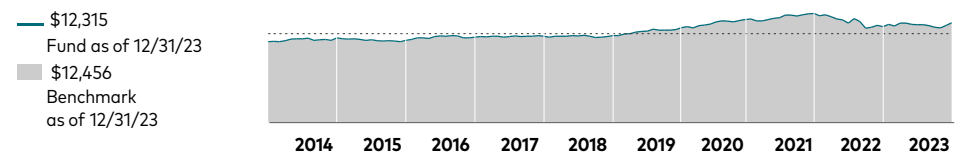
For the most up-to-date fund data, please scan the QR code below.



## Benchmark

Bloomberg US Trsy Inflat Prtcd Idx

## Growth of a \$10,000 investment: January 31, 2014—December 31, 2023



## Annual returns

	2014	2015	2016	2017	2018	2019	2020	2021	2022	2023
Fund	3.97	-1.69	4.62	2.91	-1.39	8.16	10.96	5.68	-11.85	3.79
Benchmark	3.64	-1.44	4.68	3.01	-1.26	8.43	10.99	5.96	-11.85	3.90

## Total returns

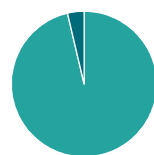
Periods ended December 31, 2023

	Quarter	Year to date	One year	Three years	Five years	Ten years
Fund	4.59%	3.79%	3.79%	-1.12%	3.02%	2.33%
Benchmark	4.71%	3.90%	3.90%	-1.00%	3.15%	2.42%

The performance data shown represent past performance, which is not a guarantee of future results. Investment returns and principal value will fluctuate, so investors' shares, when sold, may be worth more or less than their original cost. Current performance may be lower or higher than the performance data cited. For performance data current to the most recent month-end, visit our website at [vanguard.com/performance](https://www.vanguard.com/performance). The performance of an index is not an exact representation of any particular investment, as you cannot invest directly in an index.

Figures for periods of less than one year are cumulative returns. All other figures represent average annual returns. Performance figures include the reinvestment of all dividends and any capital gains distributions. All returns are net of expenses.

## Distribution by issuer—bonds



Treasury/Agency	96.3%	Other	3.7%
-----------------	-------	-------	------

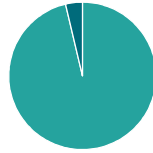
Bloomberg US Trsy Inflat Prtcd Idx: Includes the inflation-indexed securities within the Bloomberg U.S. Treasury Bond Index, which represents U.S. Treasury obligations with maturities of more than 1 year.

The fund held a subscription period from June 5, 2000 (the effective date of the fund) to June 29, 2000, during which time all assets were held directly or indirectly in money market instruments. Performance measurement began June 29, 2000.

# Vanguard Inflation-Protected Securities Fund

Bond fund | Admiral™ Shares

## Distribution by credit quality\*



■ U.S. Government	96.3%	■ Not Rated	3.7
-------------------	-------	-------------	-----

Connect with Vanguard® • [vanguard.com](https://www.vanguard.com)

### Plain talk about risk

An investment in the fund could lose money over short or long periods of time. You should expect the fund's share price and total return to fluctuate within a wide range. The fund is subject to the following risks, which could affect the fund's performance, and the level of risk may vary based on market conditions:

**Interest rate risk**, which is the chance that the value of a bond will fluctuate because of a change in the level of interest rates. Although inflation-indexed bonds seek to provide inflation protection, their prices may decline when interest rates rise and vice versa. Because the fund's dollar-weighted average maturity is expected to be in the range of 7 to 20 years, interest rate risk is expected to be moderate to high for the fund.

**Income fluctuations**. The fund's quarterly income distributions are likely to fluctuate considerably more than the income distributions of a typical bond fund. In fact, under certain conditions, the fund may not have any income to distribute. Income fluctuations associated with changes in interest rates are expected to be low; however, income fluctuations associated with changes in inflation are expected to be high. Overall, investors can expect income fluctuations to be high for the fund.

**Manager risk**, which is the chance that poor security selection will cause the fund to underperform relevant benchmarks or other funds with a similar investment objective.

**Liquidity risk**, which is the chance that the fund may not be able to sell a security in a timely manner at a desired price.

**Derivatives risk**. The fund may invest in derivatives, which may involve risks different from, and possibly greater than, those of investments directly in the underlying securities or assets.

### Note on frequent trading restrictions

Frequent trading policies may apply to those funds offered as investment options within your plan. Please log on to [vanguard.com](https://www.vanguard.com) for your employer plans or contact Participant Services at 800-523-1188 for additional information.

\*Credit-quality ratings are measured on a scale that generally ranges from AAA (highest) to D (lowest). "NR" is used to classify securities for which a rating is not available. NR securities may include a fund's investment in Vanguard Market Liquidity Fund or Vanguard Municipal Cash Management Fund, each of which invests in high-quality money market instruments and may serve as a cash management vehicle for the Vanguard funds, trusts, and accounts. U.S. Treasury, U.S. Agency, and U.S. Agency mortgage-backed securities appear under "U.S. Government." Credit-quality ratings for each issue are obtained from Bloomberg using ratings derived from Moody's Investors Service (Moody's), Fitch Ratings (Fitch), and Standard & Poor's (S&P). When ratings from all three agencies are available, the median rating is used. When ratings are available from two of the agencies, the lower rating is used. When one rating is available, that rating is used.

While U.S. Treasury or government agency securities provide substantial protection against credit risk, they do not protect investors against price changes due to changing interest rates. Unlike stocks and bonds, U.S. Treasury bills are guaranteed as to the timely payment of principal and interest.

**For more information about Vanguard funds or to obtain a prospectus, see below for which situation is right for you.**

If you receive your retirement plan statement from Vanguard or log on to Vanguard's website to view your plan, visit [vanguard.com](https://www.vanguard.com) or call 800-523-1188.

If you receive your retirement plan statement from a service provider other than Vanguard or log on to a recordkeeper's website that is not Vanguard to view your plan, please call 855-402-2646.

Visit [vanguard.com](https://www.vanguard.com) to obtain a prospectus or, if available, a summary prospectus. Investment objectives, risks, charges, expenses, and other important information about a fund are contained in the prospectus; read and consider it carefully before investing.

**Financial advisor clients: For more information about Vanguard funds, contact your financial advisor to obtain a prospectus.**

Investment Products: Not FDIC Insured • No Bank Guarantee • May Lose Value