

# Vanguard Total Bond Market Index Fund

Bond fund | Institutional Plus Shares

## Fund facts

<b>Risk level</b> Low ← → High	<b>Total net assets</b>	<b>Expense ratio as of 04/28/23</b>	<b>Ticker symbol</b>	<b>Turnover rate</b>	<b>Inception date</b>	<b>Fund number</b>
1 2 3 4 5	\$30,486 MM	0.03%	VBMPX	36.5%	02/05/10	0850

## Investment objective

Vanguard Total Bond Market Index Fund seeks to track the performance of a broad, market-weighted bond index.

## Investment strategy

The fund employs an indexing investment approach designed to track the performance of the Bloomberg U.S. Aggregate Float Adjusted Bond Index. This index measures a wide spectrum of public, investment-grade, taxable, fixed income securities in the United States—including government, corporate, and international dollar-denominated bonds, as well as mortgage-backed and asset-backed securities, all with maturities of more than 1 year. The fund invests by sampling the index, meaning that it holds a range of securities that, in the aggregate, approximate the full index in terms of key risk factors and other characteristics. All of the fund's investments will be selected through the sampling process, and at least 80% of the fund's assets will be invested in bonds held in the index. The fund maintains a dollar-weighted average maturity consistent with that of the index, which currently ranges between 5 and 10 years.

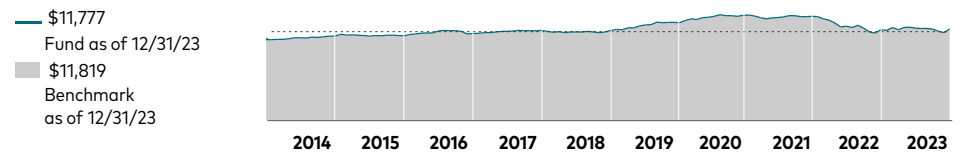
For the most up-to-date fund data, please scan the QR code below.



## Benchmark

Spliced Bloomberg USAg Flt Adjix

## Growth of a \$10,000 investment: January 31, 2014—December 31, 2023



## Annual returns

	2014	2015	2016	2017	2018	2019	2020	2021	2022	2023
<b>Fund</b>	5.92	0.42	2.62	3.58	-0.01	8.74	7.74	-1.65	-13.14	5.72
<b>Benchmark</b>	5.85	0.44	2.75	3.63	-0.08	8.87	7.75	-1.58	-13.07	5.60

## Total returns

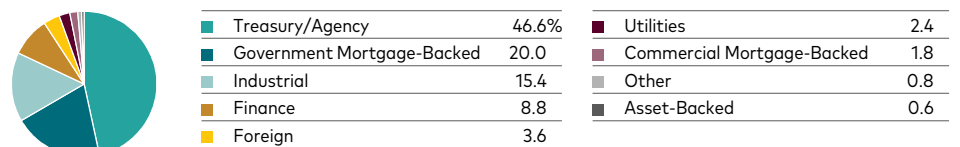
Periods ended March 31, 2024

	Quarter	Year to date	One year	Three years	Five years	Ten years
<b>Fund</b>	-0.79%	-0.79%	1.67%	-2.40%	0.39%	1.53%
<b>Benchmark</b>	-0.72%	-0.72%	1.77%	-2.39%	0.43%	1.57%

The performance data shown represent past performance, which is not a guarantee of future results. Investment returns and principal value will fluctuate, so investors' shares, when sold, may be worth more or less than their original cost. Current performance may be lower or higher than the performance data cited. For performance data current to the most recent month-end, visit our website at [vanguard.com/performance](https://vanguard.com/performance). The performance of an index is not an exact representation of any particular investment, as you cannot invest directly in an index.

Figures for periods of less than one year are cumulative returns. All other figures represent average annual returns. Performance figures include the reinvestment of all dividends and any capital gains distributions. All returns are net of expenses.

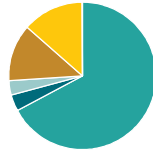
## Distribution by issuer—bonds



# Vanguard Total Bond Market Index Fund

Bond fund | Institutional Plus Shares

Distribution by credit quality\*



U.S. Government	67.2%	A	12.6%
Aaa	3.6%	Baa	13.4%
Aa	3.1%	Not Rated	0.1%

Connect with Vanguard® • [vanguard.com](https://www.vanguard.com)

## Plain talk about risk

An investment in the fund could lose money over short or long periods of time. You should expect the fund's share price and total return to fluctuate within a wide range. The fund is subject to the following risks, which could affect the fund's performance, and the level of risk may vary based on market conditions:

**Interest rate risk**, which is the chance that bond prices overall will decline because of rising interest rates. Interest rate risk should be moderate for the fund because it invests primarily in short- and intermediate-term bonds, whose prices are less sensitive to interest rate changes than are the prices of long-term bonds.

**Income risk**, which is the chance that the fund's income will decline because of falling interest rates. Income risk is generally high for short-term bond funds and moderate for intermediate-term bond funds, so investors should expect the fund's monthly income to fluctuate accordingly.

**Prepayment risk**, which is the chance that during periods of falling interest rates, homeowners will refinance their mortgages before their maturity dates, resulting in prepayment of mortgage-backed securities held by the fund. The fund would then lose any price appreciation above the mortgage's principal and would be forced to reinvest the unanticipated proceeds at lower interest rates, resulting in a decline in the fund's income. Such prepayments and subsequent reinvestments would also increase the fund's portfolio turnover rate. Prepayment risk should be moderate for the fund.

**Extension risk**, which is the chance that during periods of rising interest rates, certain debt securities will be paid off substantially more slowly than originally anticipated, and the value of those securities may fall. This will lengthen the duration or average life of those securities and delay a fund's ability to reinvest proceeds at higher interest rates, making a fund more sensitive to changes in interest rates. For funds that invest in mortgage-backed securities, there is a chance that during periods of rising interest rates, homeowners will repay their mortgages at slower rates. Extension risk should be moderate for the fund.

**Call risk**, which is the chance that during periods of falling interest rates, issuers of callable bonds may call (redeem) securities with higher coupon rates or interest rates before their maturity dates. The fund would then lose any price appreciation above the bond's call price and would be forced to reinvest the unanticipated proceeds at lower interest rates, resulting in a decline in the fund's income. Such redemptions and subsequent reinvestments would also increase the fund's portfolio turnover rate. Call risk should be low for the fund because it invests only a small portion of its assets in callable bonds.

**Credit risk**, which is the chance that a bond issuer will fail to pay interest or principal in a timely manner or that negative perceptions of the issuer's ability to make such payments will cause the price of that bond to decline. Credit risk should be low for the fund because it purchases only bonds that are of investment-grade quality.

**Index sampling risk**, which is the chance that the securities selected for the fund, in the aggregate, will not provide investment performance matching that of the fund's target index. Index sampling risk for the fund is expected to be low.

**Liquidity risk**, which is the chance that the fund may not be able to sell a security in a timely manner at a desired price.

## Note on frequent trading restrictions

Frequent trading policies may apply to those funds offered as investment options within your plan. Please log on to [vanguard.com](https://www.vanguard.com) for your employer plans or contact Participant Services at 800-523-1188 for additional information.

\*Credit-quality ratings are measured on a scale that generally ranges from AAA (highest) to D (lowest). "NR" is used to classify securities for which a rating is not available. NR securities may include a fund's investment in Vanguard Market Liquidity Fund or Vanguard Municipal Cash Management Fund, each of which invests in high-quality money market instruments and may serve as a cash management vehicle for the Vanguard funds, trusts, and accounts. U.S. Treasury, U.S. Agency, and U.S. Agency mortgage-backed securities appear under "U.S. Government." Credit-quality ratings for each issue are obtained from Bloomberg using ratings derived from Moody's Investors Service (Moody's), Fitch Ratings (Fitch), and Standard & Poor's (S&P). When ratings from all three agencies are available, the median rating is used. When ratings are available from two of the agencies, the lower rating is used. When one rating is available, that rating is used.

"Bloomberg®" is a service mark of Bloomberg Finance L.P. and its affiliates, including Bloomberg Index Services Limited ("BISL"), the administrator of the index (collectively, "Bloomberg") and have been licensed for use for certain purposes by Vanguard. Bloomberg is not affiliated with Vanguard, and Bloomberg does not approve, endorse, review, or recommend the products. Bloomberg does not guarantee the timeliness, accurateness, or completeness of any data or information relating to the products.

For more information about Vanguard funds or to obtain a prospectus, see below for which situation is right for you.

If you receive your retirement plan statement from Vanguard or log on to Vanguard's website to view your plan, visit [vanguard.com](https://www.vanguard.com) or call 800-523-1188.

If you receive your retirement plan statement from a service provider other than Vanguard or log on to a recordkeeper's website that is not Vanguard to view your plan, please call 855-402-2646.

Visit [vanguard.com](https://www.vanguard.com) to obtain a prospectus or, if available, a summary prospectus. Investment objectives, risks, charges, expenses, and other important information about a fund are contained in the prospectus; read and consider it carefully before investing.

Financial advisor clients: For more information about Vanguard funds, contact your financial advisor to obtain a prospectus.

Investment Products: Not FDIC Insured • No Bank Guarantee • May Lose Value